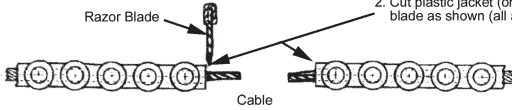


FIELD SPLICE KITS


1. Cut Berg Flex-E-Belt sharp and square as shown using cutter, to desired number of pitches, plus one pitch.



2. Cut plastic jacket (one pitch each side) lightly with a sharp razor blade as shown (all around). Strip or twist off jacket carefully.




3. Slide stripped cable into oval splice bushing carefully. **Caution:** Do not fray cable. Feed cable into chamfered end of bushing last.



4. Center bushing and be certain belt is straight before crimping.

5. Assemble crimp tool over splice bushing and squeeze lightly for maximum bond to cable.

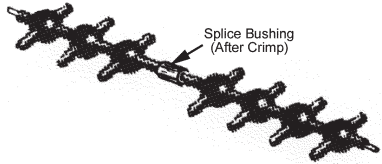


Cable Cutter

STOCK NO.	FIELD SPLICE KIT AND ACCESSORIES	BELT SERIES
33GBF-7 32GBF-7 24GBF-7	Complete Kit consists of: Crimp Tool, Pitch Spacer, Cable Cutter, Bushing, Razor Blades & Instructions	33GBF 31 & 32GBF 24GBF
TL-4 TL-3	Crimp Tool For 33GBF Crimp Tool for 24GBF, 31GBF, 32GBF	
BU-018-S BU-032-S	Extra Splice Bushings for: 33GBF (1/64" Cable) 24GBF, 31GBF, 32GBF (1/32" Cable)	
TL-1	Cable Cutter for up to 3/64" Cable	



Crimp Tool



Field Splices offer only 50% of catalog rated loads.
W.M. Berg will factory splice to order any length at a nominal charge.